



District Report Card: 2017


State: Maharashtra	District: Solapur
Class: 5	Subject: Language
Schools: 61	Students: 1621


Participation/Coverage


Students

GENDER 	Boys		Girls	
	Number	%	Number	%
	824	50.83	797	49.17

AREA 	Rural		Urban	
	Number	%	Number	%
	1080	66.63	541	33.37

CATEGORY 	SC		ST		OBC		GEN	
	Number	%	Number	%	Number	%	Number	%
	239	14.74	44	2.71	509	31.40	829	51.14

CWSN 	LD	VI	HI	S&LD	ID	Oth
	0	31	0	1	0	32

Management 	Government		Government-aided	
	Number	%	Number	%
	405	24.98	1216	75.02

Average Performance of Students in Language (%)

Overall	Gender		Area		Management		Social Group			
	Male	Female	Rural	Urban	Govt.	Aided	SC	ST	OBC	GEN
63.71	62.41	65.06	64.44	62.26	69.91	61.65	60.03	70.30	62.51	65.16

Performance on Learning Outcomes (LOs)

Learning Outcomes	Description	Average Performance(%)
L504	Reads and comprehends independently storybooks, news items/ headlines, advertisements etc.	59.99
L508	Reads text with comprehension, locates details and sequence of events	65.58

Range of Performance of Students who Answered Correctly							
Below 30%		30% - 50%		50% - 75%		Above 75%	
Number	%	Number	%	Number	%	Number	%
158	9.75	345	21.28	539	33.25	579	35.72

Lowest Performing Learning Outcomes (LOs)

- 1 - Reads and comprehends independently storybooks, news items/ headlines, advertisements etc. (59.99)
- 2 - Reads text with comprehension, locates details and sequence of events (65.58)